



District Report Card: 2017


State: Jammu And Kashmir	District: Pulwama
Class: 5	Subject: Language
Schools: 59	Students: 405


Participation/Coverage


Students

<div>GENDER</div> <div></div>	Boys		Girls	
	Number	%	Number	%
	183	45.19	222	54.81

<div>AREA</div> <div></div>	Rural		Urban	
	Number	%	Number	%
	392	96.79	13	3.21

<div>CATEGORY</div> <div></div>	SC		ST		OBC		GEN	
	Number	%	Number	%	Number	%	Number	%
	4	0.99	102	25.19	144	35.56	155	38.27

<div>CWSN</div> <div></div>	LD	VI	HI	S&LD	ID	Oth
	4	0	2	1	5	1

<div>Management</div> <div></div>	Government		Government-aided	
	Number	%	Number	%
	405	100.00	0	0.00

Average Performance of Students in Language (%)

Overall	Gender		Area		Management		Social Group			
	Male	Female	Rural	Urban	Govt.	Aided	SC	ST	OBC	GEN
60.79	60.80	60.78	60.39	72.82	60.79	0.00	40.00	51.96	60.51	67.40

Performance on Learning Outcomes (LOs)

Learning Outcomes	Description	Average Performance(%)
L504	Reads and comprehends independently storybooks, news items/ headlines, advertisements etc.	57.53
L508	Reads text with comprehension, locates details and sequence of events	62.42

Range of Performance of Students who Answered Correctly							
Below 30%		30% - 50%		50% - 75%		Above 75%	
Number	%	Number	%	Number	%	Number	%
40	9.88	89	21.98	147	36.30	129	31.85

Lowest Performing Learning Outcomes (LOs)

- 1 - Reads and comprehends independently storybooks, news items/ headlines, advertisements etc. (57.53)
- 2 - Reads text with comprehension, locates details and sequence of events (62.42)